





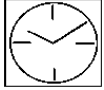



Doc. Nr. TDS_6-017

Version: 2024_01

FINISH PUTTY 6-017

Eurolux Finish Putty 6-017 is a Finishing putty with a very fine grain. Due to the low viscosity and low density it's very easy to spread as smooth last layer. Easy to apply, fast drying and process with coarse and fine sanding paper. Good adhesion to steel, galvanized steel, aluminium, polyester laminates and old paint layers. It has good flexibility and adhesion on both primed and unprimed surfaces. Very smooth sanding. Only for professional use.

	Surface preparation	Degrease, abrade and clear the surface
	Surface preparation	Degrease again and dry thoroughly
	Mixing ratio (by weight), at 20°C	100% Finish Putty 6-017 2 - 3% Curing agent Mix thoroughly 100 parts by weight of the putty with 2 - 3 parts by weight of the curing agent until a uniform colour is obtained. Using too much hardener can result in discolouration of the topcoat.
	Application	Apply the putty in thin layers within 4 - 5 minutes / 20°C from mixing the curing agent. Applying temperature should be at least 10°C.
	Drying time at 20°C:	20 – 30 min
	Sanding	Course sanding should be done with sandpaper P80 – P120 Finishing sanding should be done with sandpaper P120 – P240
	VOC-regulation	VOC-compliant Max VOC content in ready to use product 250 g/l
	Storage	Keep away from sources of ignition. Store separately from flammable substances. Keep container tightly closed in a dry and well ventilated place. Storage temperature above 3°C.
	Shelf-life	2 years

The in this leaflet supplied details and advises are based on our experiences and best knowledge. The user will be deemed to have satisfied himself independently of the suitability of the product for his own particular purpose. Guarantees cannot be claimed from this leaflet.